

NC Preschool Pyramid Model

IMPLEMENTATION BEGAN IN 2013

CLASSROOMS

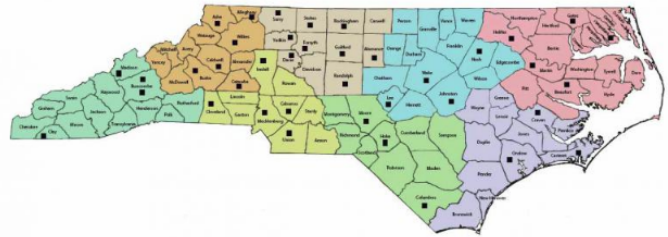
700




number of classrooms impacted by
pyramid model practices from 2013-2017

39 LOCAL EDUCATION AGENCIES

Local Education Agencies (LEAs) out of 115
in NC which participate in the pyramid
model project



COACHING



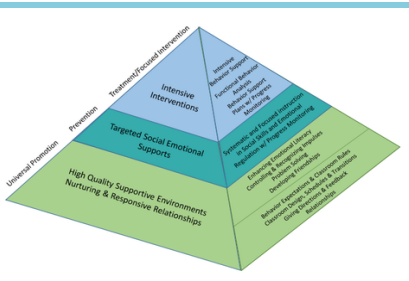
21%

increase in median teacher score on the Teaching
Pyramid Observation Tool (TPOT) from Fall to
Spring 2016-2017 as a result of coaching support

24%

SOCIAL EMOTIONAL GROWTH

greater increase in children's social emotional scores
(TS Gold) from Fall to Spring 2016-2017 in 71 Pyramid
Model classrooms compared to a national sample



TIERS OF PRACTICES

3

tiers of intervention practices: universal for all children, secondary
to address needs for children at risk of social emotional delays,
and tertiary for children with persistent challenges

